


Pipemaster for internal cleaning

The Pipemaster is a semiautomatic unit for cleaning heat exchanger bundle tube internals. Rotating lances achieve optimum cleaning. The Pipemaster can be tailored to fit individual bundle requirements. All rotating, advancing and retracting motions are adjustable. Here are some examples of the designs available:

For horizontal bundles

Pipemaster with hydraulic drive for two rotating lances and an X-Y positioning device. With manually adjustable support system.

Op. pressure: max. 3000 bar
For bundle diameters: up to 1,8 m
For bundle lengths: up to 15,0 m



X-Y Positioning device and lance carrier




Lance carrier and support system

For vertically installed bundles

Pipemaster with hydraulic drive for two rotating lances and an X-Y positioning device.

Op. pressure: max. 3000 bar
For bundle diameters: up to 1,5 m
For bundle heights: up to 6,0 m




X-Y Positioning device and lance carrier



Pipemaster with operator's control station and hydraulic power pack

For horizontal bundles

Unit with hydraulic drive for two or more lances



Rotating lances


Hand lancing safety device

The device is used to position the lance nozzle in the heat exchanger bundle tube and to prevent accidental retraction.


The device is clamped to the tube bundle flange. Swivel joints and a telescopic arm enable the lance within the protective sleeve to be positioned at each individual tube of the bundle.

When the operator retracts the lance a suitable sized stop within the protective sleeve prevents jetting to atmosphere.

For bundle diameters: up to 2,0 m
For lance i/d's: 4, 6 and 8 mm
Flange thickness: max 140 mm



Clamp



Telescopic arm with protective sleeve

BG test certificate

Rotating hose unit

The unit cleans tubes in both horizontal and vertical heat exchanger bundles. It is the ideal forced deployment and rotating system for use where limited access prevents the use of a rigid lance system.

The mobile unit comprises a hose reel, forced deployment device and a rotational drive.

The flexible hose is rotated by the reel turning on its central axis and pushed into the tube by the deployment device.

All movements are hydraulically powered. The hydraulic power pack and electrical control cabinet are mounted on the top of the unit but can be removed for positioning elsewhere. The unit is controlled from a portable remote panel.

Op. pressure: max. 3000 bar
For hose o/d's: 10 – 30 mm
Hose length: 25 m



Unit shown without side panels



Removable hydraulic power pack



Portable control panel

3/06 © Copyright Hammelmann GmbH, Oelde, Germany. Subject to modification.

Hammelmann GmbH Carl-Zeiss-Straße 6-8
59302 Oelde • Germany
mail@hammelmann.de

Telefon (0 25 22) 76-0
Telefax (0 25 22) 76-140
www.hammelmann.de

HAMMELMANN®