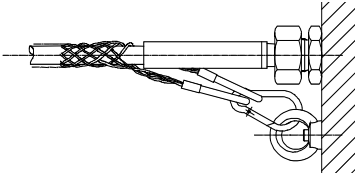
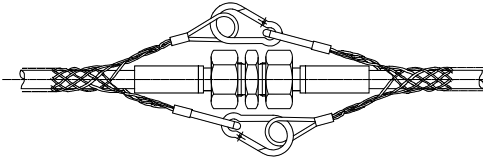


1 Safety notes for high pressure hoses

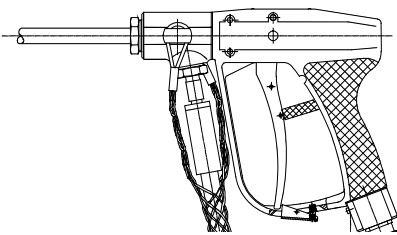
Ignoring these notes can invalidate all claims for injuries or damages.



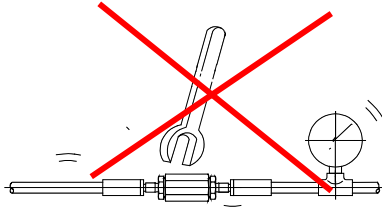
Secure the high pressure hose at the equipment **every time** with hose protections!




Secure connections of high pressure hoses **every time** with hose protections !



Secure the high pressure hose **every time** with hose protections at the working tool!




Never tighten fittings of high pressure hoses under pressure !



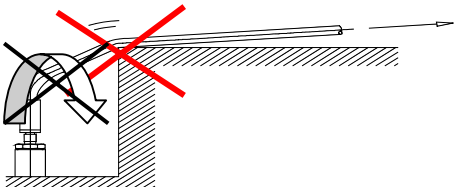
Avoid looping ! After looping during work, shut down the high pressure equipment and carefully remove loop.



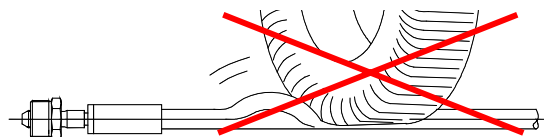
Avoid twisting (torsion) of high pressure hose.



Avoid tension, never pull HP-equipment with high pressure hose.



Do not bend high pressure hoses or pull them around sharp edges. At work on edges or several floors coat hose or edge. Do not bend fitting.



Never put weight on the high pressure hose. Use hose bridges, when you have to drive over hoses.

1.1

Before using the hose

- Check the working pressure marked on the hose. **Never** exceed this working pressure.
- Check the hose and the fittings if they are damaged.
- Take out of service hoses with bubbles in the cover, with kinks or uncovered layer of the steel wire. **It is not allowed to repair** hose lines with these damages or to use them in other ways. (EN 982)
- Check the fittings if they have rust, cracks (fissures) or worn threads.
- Never plug the relief holes of the fittings, neither intentional nor by dirtying or damages.
- Observe the minimum bend radius at storage and work (look table beyond).

1.2 Use of the hose

- Do not twist the hoses during assembly.
- Regularly check the hoses and fittings as well as the connections and adapters on leakages. In case of leakages stop the high pressure aggregate **immediately**. Remove leakage only when the system is switched off and depressurised. **Never** tighten fittings under pressure. Observe torque (look table beyond).
- Pay attention to the change of length when working. (Hoses reduce their length under pressure)
- Do not pressurise hoses on reel drums.
- Avoid stress with high temperature from the exterior (e.g. radiant heat at welding or thermal cutting).
- Do not hang the hose across several floors.

Nominal diameter DN	Pressure [bar]	Connection fitting	Torque [Nm]	Maximum Temperature of Medium [°C]	Minimum Bend Radius [mm]
5	2500	M 14x1,5 LH	70	70	150
5	3200	M 14x1,5 LH	70	70	200
8	2500	M 14x1,5 LH	70	70	200
8	2800	M 14x1,5 LH	70	70	250
10	330	M 18x1,5 DKL	50	100	130
10	500	M 18x1,5 DKL	50	100	130
10	710	M 18x1,5 DKL	50	100	150
10	1250	M 22x1,5 DKO	30	100	150
10	1500	M 22x1,5 DKO	30	100	150
12	290	M 22x1,5 DKL	62	100	180
12	470	M 22x1,5 DKL	62	100	180
12	660	M 22x1,5 DKL	62	100	200
12	1100	M 24x1,5 DKO	33	100	200
12	1400	M 24x1,5 DKO	33	100	200
12	1800	M 24x1,5 DKO	33	70	300
12	2500	M 14x1,5 LH	70	70	350
20	190	M 30x1,5 DKM	83	100	240
20	350	M 30x1,5 DKM	83	100	240
20	900	M 36x2,0 DKO	49	100	280
20	1000	M 36x2,0 DKO	49	100	280
20	1400	M 36x2,0 DKO	49	100	350
25	150	M 38x1,5 DKM	105	100	300
25	290	M 38x1,5 DKM	105	100	300
25	700	M 42x2,0 DKO	57	100	355