


HDP 146 High pressure high flow pump



Compact design

- Optimum space utilisation
- Integral reduction gear

Adaptability provides installation options

- Horizontal or vertical models
- Reversible pump head
- Central or side suction connection
- Discharge connections on both sides
- Left or right hand drive shaft
- Can operate at higher inclinations

Water end: suitable for recycled water

Less wear due to :

- High grade solid ceramic plungers
- Wear resistant valve seats
- Low flow velocity over suction and discharge valves
- Packing seal sets within rust resistant stainless steel sleeves
- Slow plunger speed

Drive end

- Hammelmann standard industrial drive end specifically designed for continuous duty
- Pressurised oil lubrication system
- High quality spheroidal cast iron housing
- Clockwise or anticlockwise rotation

Easy servicing

- Reversible valve seats
- Suction and discharge valves use identical components
- Maintenance possible without removal of suction and pressure lines
- All service access front/above
- Fixed valve housing accessible via light weight cover plates

Environmentally friendly

- Quiet drive end due to twin helical gears
- Piston rods hermetically sealed by the NBR bellows, no oil leakage

Installations



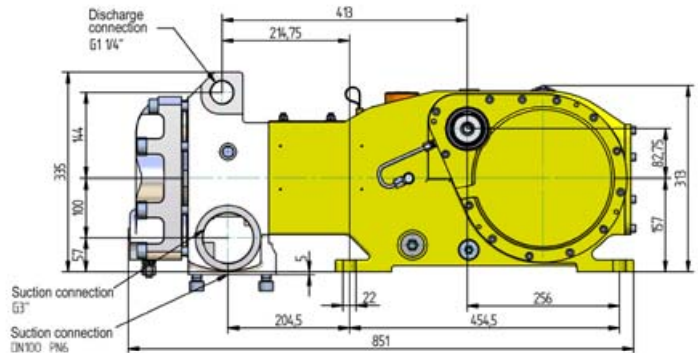
Technical data HDP 146

- Rod force: 66,420 lbf
- Stroke: 2.17 in.
- Mean piston speed at n_2
440 r.p.m. = 2.7 feet/sec
525 r.p.m. = 3.1 feet/sec
580 r.p.m. = 3.5 feet/sec

[GPM]	Pressure [psig]	Power required [HP]	Piston \varnothing	n_1 [r.p.m.]	n_2 [r.p.m.]
71.3	3300	150	70	1250/1500/1800	440
85.8	3300	180	70	1500/1800/2150	525
94.2	3000	180	70	1650	580
81.6	2900	150	75	1250/1500/1800	440
97.7	2900	180	75	1500/1800/2150	525
107.4	2600	180	75	1650	580
92.9	2500	150	80	1250/1500/1800	440
110.9	2500	180	80	1500/1800/2150	525
122.0	2300	180	80	1650	580

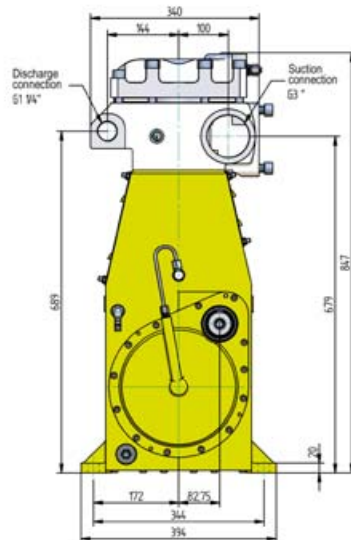
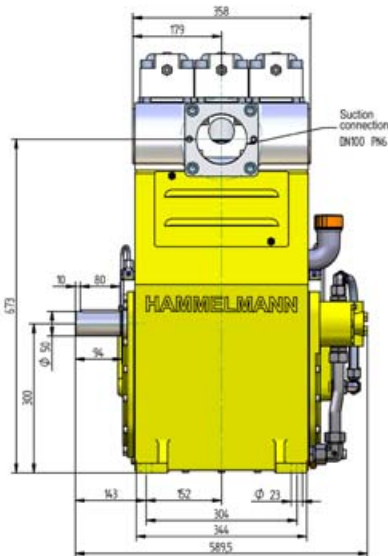
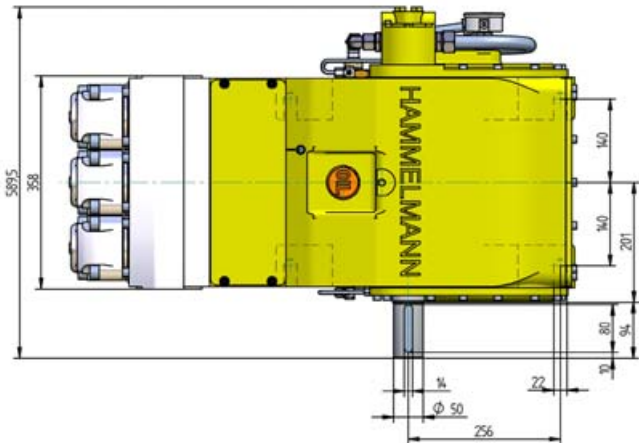
Technical details

Design	Horizontal, vertical, 3 cylinder
Plungers	Solid ceramic
Plunger sealing	Triple packing rings
Crank section sealing	Bellows
Valves	With ancillary sealing for recycled water
Valves	Reversible
Crank section lubrication	Pressurised circulating
Crankshaft bearings	2 x roller
Drive shaft	Right or left



Installation data

Weight	Approx. 770 lbs
Mounting points	4 x M20
Mounting hole pattern	
HDP 146 horizontal	18" x 11"
HDP 146 vertical	13.5" x 12"
Drive shaft	2" dia. x 3.7"
Shaft key	DIN 6885 – A
Permissible lateral force	8.850 lbf
Discharge connection	G 1 1/4" female
Suction connection	4" i/d, PN87 DIN 2 x 3 "



Horizontal design



Vertical design



Hammelmann Corp. 600 Progress Road
Dayton, Ohio 45449
eMail: mail@hammelmann.com · <http://www.hammelmann.com>

Phone (001) 937-859-8777
Fax: (001) 937-859-9188

HAMMELMANN[®]